



IRKUTSK NATIONAL
RESEARCH TECHNICAL
UNIVERSITY

**YOU'VE RECEIVED YOUR
VISA INVITATION**

WHAT'S NEXT?



**INTERNATIONAL
STUDENT GUIDE**



eng.istu.edu

CONTENT

03

APPLY FOR STUDENT VISA

04

BUY FLIGHT TICKETS

05

PREPARE FOR THE TRIP

06


REQUIRED DOCUMENTS

07

UPON ARRIVAL

09

OUR CONTACTS





APPLY FOR **STUDENT VISA**

1. Please refer to the website of the Russian consulate in your country and collect the documents for submission (a complete set of documents can be found at www.russianconsulates.com of the Russian consulate in your country).

2. Be ready for visa interview. You will be asked simple questions, for example:

- Where is INRTU located?
- What program will you study?
- Where is Irkutsk city located?
- What is the name of your university?

3. After you receive a visa, send us a scan or a photo of your visa, we will make sure that there are no mistakes.



1

Buy plane tickets from your departure city to Russia and then to Irkutsk. The most popular site for airline tickets to Russia is **aviasales.com**.

Don't forget to send the tickets to your admission manager.



**BUY
AIRLINE
TICKETS**

2

Your first destination in Russia will probably be one of the Moscow airports (DME, SVO, VKO or ZIA). We recommend you purchase your tickets to land and depart from the same Moscow airport, as the distance between Moscow airports can be up to 100 km.

Please also note that it may take 3 or more hours to pass border control and check-in for the next flight. Please buy tickets with enough time to pass all the procedures between flights.

3

To be met at the airport/railway station, send us your flight/railway tickets 5 days before your arrival in Irkutsk. You will be met at the airport/railway station in Irkutsk by a university representative waiting for you at the airport/carriage exit with an INRTU sign in hand.

Please plan your trip to Irkutsk in order to arrive during the INRTU working hours. The University is open from 9:00 to 17:00 Monday through Friday. If you arrive at night or on weekends, you will be settled in the hostel nearest to the university until the next working day.

IMPORTANT:

AFTER CROSSING THE RUSSIAN BORDER, YOU CANNOT STAY IN MOSCOW FOR MORE THAN 3 DAYS.


UNLESS YOU ARRIVE IN IRKUTSK WITHIN 3 DAYS, YOU WILL VIOLATE MIGRATION LAW AND WILL BE DEPORTED.

PREPARE FOR THE TRIP

1 Spend some time googling your university and the city. Follow the hashtags on social media #irkutsk #irkutskcity #russianwinter #russiansummer so that you will have a better understanding of what the city is like and what kind of clothes local people wear in different seasons.

2 Take warm clothes with you, because in Russia it starts to get cold as early as October comes. If you come in winter please wear winter clothes while passing the russian border.

3 Collect all original documents that are listed on your Conditional letter of Acceptance and in the list of the required documents.





REQUIRED DOCUMENTS

- International passport with valid Russian STUDENT visa;
- Duly certified translation of international passport into Russian;
- Duly legalized original educational certificate with transcript;
- Medical certificate including examinations results for HIV, tuberculosis, Leprosy, venereal diseases, malaria and chronic diseases;
- Correctly filled in migration card with the entry status 'Study/Учеба' issued at the border.

IMPORTANT:




Make sure to have enough money with you to cover obligatory and living expenses upon arrival (at least 500 USD in cash);



Don't forget to exchange your local currency to dollars or euros before coming to Russia.



Master Card and VISA bank cards issued outside of Russia don't work in Russia. The university helps to open a free bank card in a local bank.



Don't forget!

An illustration of a person with white hair, wearing a red shirt and white pants, sitting on the letter 'O' of the word 'UPON'. A speech bubble above them contains the text 'Don't forget!'.

UPON ARRIVAL

UPON ARRIVAL



Extend your visa
(2 000 RUB)

You will receive a single-entry visa at the Russian consulate/embassy in your home country, which must be extended to a multiple-entry visa after your arrival in Irkutsk. For visa extension you will have to apply to the Center for International Services of INRTU.



Accommodation
(~ 5 000 RUB)

University accommodation varies from 800 to 9 500 rubles per month depending on the type of dorms (single, double or triple placement).



Accommodation
(~ 5 000 RUB)

International students are obliged to pass a full medical examination after arrival in the RF. The cost of the medical examination is not covered by health insurance. The medical examination must be done once a year.



Fingerprinting
(2 600 RUB)

All foreign citizens who arrive in Russia must be fingerprinted within the first **90 days** after crossing the border.

CONTACTS

**If you have any questions,
email us or find your
admission manager's
contact information of on
our website:**



admission@istu.edu



eng.istu.edu

