



# IRKUTSK NATIONAL RESEARCH TECHNICAL UNIVERSITY



**YOU HAVE  
RECEIVED THE INVITATION  
WHAT IS NEXT?**




# CONTENT

- 1 Apply for student visa
- 2 Buy flight tickets
- 3 Prepare for the trip
- 4 Required documents
- 5 Upon arrival





# APPLY FOR STUDENT VISA



1. Please, follow the Russian Consulate website in your country and collect documents for submission (a full set of documents is available on the website [www.russianconsulates.com](http://www.russianconsulates.com) of the Russian Consulate in your country).

2. Be ready for visa interview. You will be asked simple questions, for example:

- Where is INRTU located ?
- What program will you study?
- Where is Irkutsk city located?
- What is the name of your university?

3. After you receive a visa, send us a scan or a photo of your visa, we will make sure that there are no mistakes.



# BUY FLIGHT TICKETS

1. Buy your plane tickets from your city of departure to Russia and then to Irkutsk. The most popular website for flights in Russia is [aviasales.com](http://aviasales.com)

2. Your first destination in Russia probably will be Moscow. Any airport (DME, SVO, VKO orZIA) is okay. Just make sure that your flight to Irkutsk city (IKT) departs from your arrival airport in Moscow.

It means if you are coming to Moscow (SVO), your flight to Irkutsk should be from SVO. Considering the time you will spend at the border control, book your next flight at least 3 hours ahead.

3. The hospitality manager will pick you up from Irkutsk airport. He/she will be waiting for you outside the airport by the exit with a sign INRTU in his/her hands. To be met at the airport, please send us your airplane tickets 5 days before arrival.

Keep in mind that when you change planes in Moscow, you will have to do it on your own and when booking tickets be sure you will have enough time between flights to get to the next gate or terminal.

4. After crossing the Russian border, you cannot stay in Moscow for more than 3 days, if you don't arrive in Irkutsk city, within 3 days, you will violate migration law and will be deported.



# PREPARE FOR THE TRIP



## 1. Surf the internet

Spend some time googling your university and the city. Follow the hashtags on social media #irkutsk #irkutskcity #russianwinter #russiansummer so that you will be better aware of what the city is like and what kind of clothes local people wear.

## 2. Pack your suitcase

Take warm clothes with you, because in Russia it starts to get cold as early as October comes. If you come in winter please wear winter clothes while passing the russian border.

## 3. Bring the documents

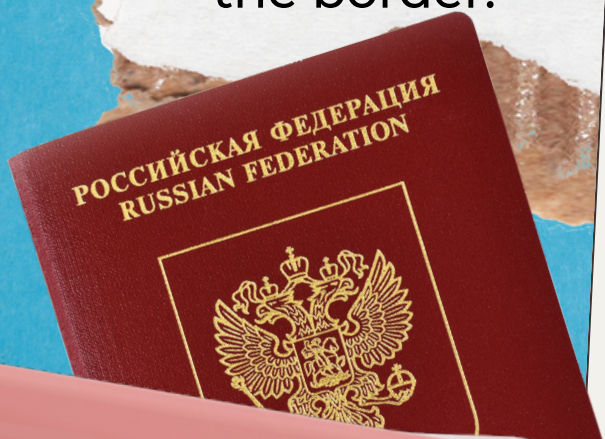
Collect all original documents that are listed on your Conditional letter of Acceptance.





# REQUIRED DOCUMENTS

- ✓ International passport with valid Russian STUDENT visa;
- ✓ Duly certified translation of international passport into Russian;
- ✓ Duly legalized original educational certificate with transcript;
- ✓ Medical certificate including examinations results for HIV, tuberculosis, Lepra, venereal diseases, malaria and chronic diseases;
- ✓ Correctly fill in a migration card with the status of entry "Study/ Учеба" given at the border.





# UPON ARRIVAL

## Procedures upon arrival

### 1. Buy health insurance (5000 RUB)

The university employee will help you to obtain the medical insurance.


### 2. Extend your visa (1600 RUB)

Your first visa will be given by Russian embassy and it will be a single entry student visa. Upon arrival you will have to prolong it to the multiple visa. The Center for International Services will help you with the prolongation procedure.

### 3. Accommodation

Accommodation in the university dorms will cost you from 800 to 5000 RUB per month.

If you prefer to live in an apartment outside of the campus, the renting prices are influenced by the market prices and such factors such as proximity to bus stations, district etc; usually the cost for renting one-room apartment is around 16000 RUB per month, excluding the public utilities costs.





# UPON ARRIVAL

## 4. Undergo medical examination (4500 RUB)

Complete medical examination in a certified medical center to confirm absence of certain diseases or drug abuse. The cost for the medical examination is not covered by medical insurance. Medical examination must be completed once a year.

## 5. Fingerprinting (1000 RUB)

All foreign citizens arriving to Russia must go through fingerprinting procedure within first 90 days;

\*Make sure to have enough money with you to cover obligatory and living expenses upon arrival (at least 500 USD in cash); don't forget to exchange your local currency to dollars or euros before coming to Russia.

\*\*Master Card and VISA bank cards issued outside of Russia don't work in Russia. The university helps to open a free bank card in a local bank.

**EMAIL: [ADMISSION@ISTU.EDU](mailto:ADMISSION@ISTU.EDU)**

**[WWW.ENG.ISTU.EDU](http://WWW.ENG.ISTU.EDU)**



**INRTU CAMSPUS LIFE**

